



Type 8323 can be combined with...




**Type 8611**  
Universal PI  
controller eControl



**Type 2301 (8693)**  
Control valve system



**Type 8619**  
multiCELL  
Transmitter/Controller



**PLC**

## Pressure transmitter for general applications, 0...25 bar

- Piezoresistive or thin film sensor element
- Available with hygienic flush diaphragm
- Housing and wetted parts in corrosion-resistant stainless steel
- Standard signal 4...20 mA for connection to automation systems
- Plug for quick installation and service

This pressure transmitter is designed to cover the majority of industrial applications in the field of industrial pressure measurement technology. High accuracy, compact design, robust construction and flexibility make this instrument universal and suitable for different measurement functions. For technical reasons the piezoresistive sensor element is used for measuring ranges up to 16 bar and the thin film sensor element for the measuring range of 25 bar. Wetted parts are made of stainless steel and completely welded. Internal seal elements, which could restrict the choice of measuring materials, are excluded.

### General data

<b>Compatibility</b>	Any pipe with sensor connection
Standard version	G 1/2" A according to DIN16288
Flush diaphragm version	G 1" B with O-ring (range up to 1.6 bar) G 1/2" B with O-ring (range > 1.6 bar) G 1" B hygienic version (all ranges) (Weld-on socket with connection G 1/2" B, G 1" B)
<b>Materials</b>	
Housing	Stainless steel 1.4301 (304)
Wetted parts	
Standard version	Stainless steel 1.4471 (316Ti)
Standard flush diaphragm version	Stainless steel 1.4471 (316Ti), FKM seal
Hygienic flush diaphragm version	Stainless steel 1.4435 (316L), EPDM seal
Internal transmitting liquid	Synthetic Oil (only for pressure range up to 16 bar or flush diaphragm units)
<b>Electrical connections</b>	4 pin cable plug according to EN 175301-803
<b>Measuring range (Pressure reference = relative pressure [atmospheric])</b>	0 up to 0.1; 0.16; 0.25; 0.4; 0.6; 1.0; 1.6; 2.5; 4.0; 6.0; 10.0; 16.0 or 25.0 bar (in PSI on request)
<b>Measuring element</b>	piezo ( $\leq 16$ bar) / thin film (25 bar)
<b>Fluid temperature</b>	
Standard version	-20...+100 °C (-4...+212 °F)
Standard flush diaphragm version	-30...+100 °C (-22...+212 °F)
Hygienic flush diaphragm version	-20...+150 °C (-4...+302 °F)
<b>Compensated T° range</b>	0...+80 °C (32...+176 °F)
<b>Temperature coefficient</b>	in compensated T° range
Average Tc of zero	
Standard version	$\leq 0.2$ % of F.S.* /10K
Flush diaphragm version	$\leq -0.2...+0.3$ % of F.S.* /10K
Average Tc of Span	$\leq 0.2$ % of F.S.* /10K
<b>Measurement deviation</b>	$\leq 0.5$ % of F.S.* (2-point calibration) <sup>1)</sup> $\leq 0.25$ % of F.S.* (Best fit calibration, BFSL) <sup>1)</sup>
<b>Hysteresis</b>	$\leq 0.1$ % of F.S.*
<b>Repeatability</b>	$\leq 0.05$ % of F.S.*
<b>1-year stability</b>	$\leq 0.2$ % of F.S.* (at reference conditions)

<sup>1)</sup> Calibrated in vertical mounting position with pressure connection bottom

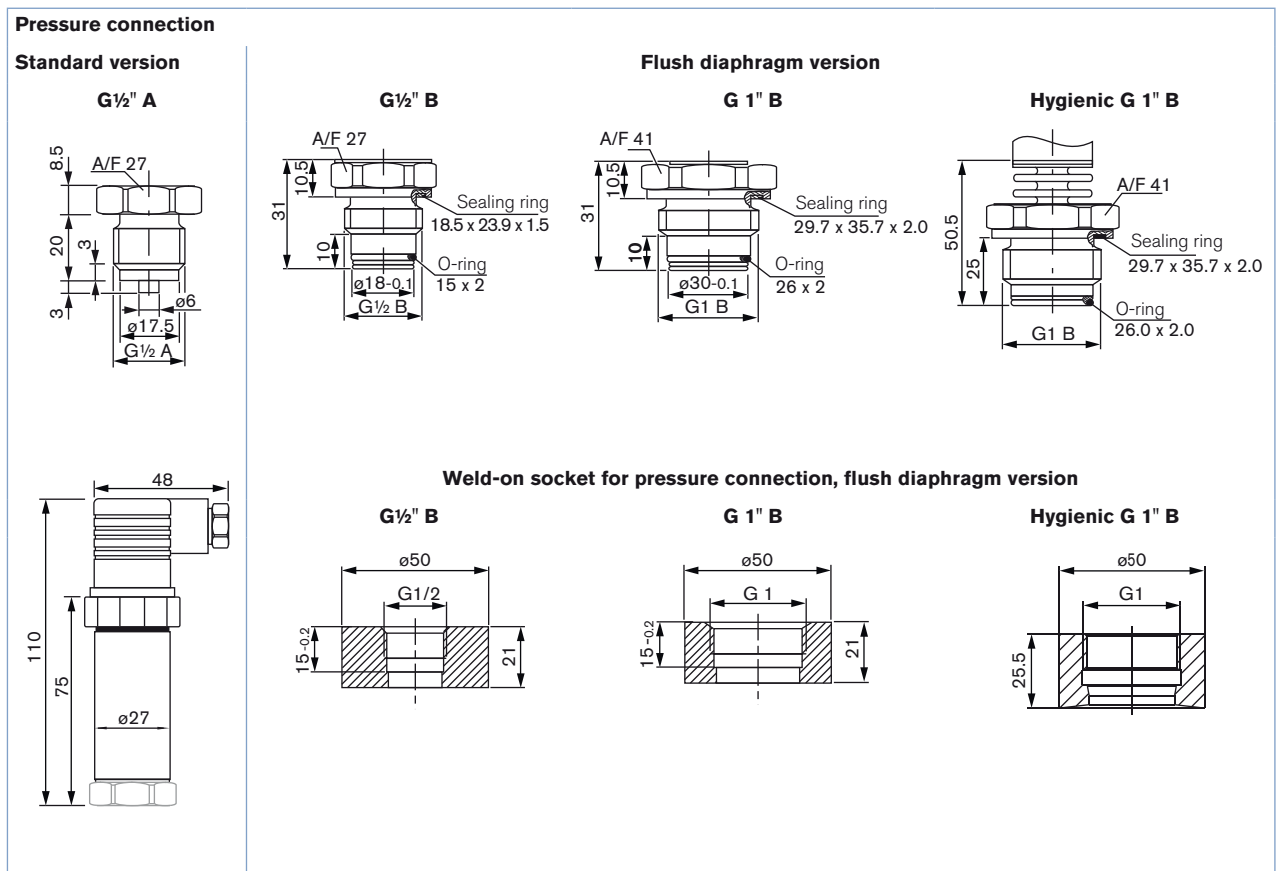
\* F.S.=Full scale

Electrical data	
Power supply [Vs]	10...30 V DC
Reversed polarity of DC	Protected
Overvoltage protection	Yes
Short circuit protection	Yes
Output	Standard 4...20 mA signal, 2 wires
Load in $\Omega$	$\leq (V_s [V] - 10 [V]) / 0.02 [A]$
Adjustability: Zero / span	$\pm 10 \%$
Response time	$\leq 1 \text{ ms}$
Environment	
<b>Ambient temperature</b>	
Standard version	-20...+80 °C (-4...+176 °F)
Standard flush diaphragm version	-20...+80 °C (-4...+176 °F)
Hygienic flush diaphragm version	-20...+80 °C (-4...+176 °F)
<b>Storage temperature</b>	
Standard version	-40...+100 °C (-40...+212 °F)
Standard flush diaphragm version	-40...+100 °C (-40...+212 °F)
Hygienic flush diaphragm version	-20...+100 °C (-4...+212 °F)
Standards, directives and certifications	
Protection class	IP65 with device wired and with cable plug mounted and tightened
Standard and directives $\text{CE}$	The applied standards, which verify conformity with the EU Directives, can be found on the EU Type Examination Certificate and/or the EU Declaration of conformity (if applicable) Complying with article 4, §1 of 2014/68/EU directive*
Pressure	

\* For the 2014/68/EU pressure directive, the device can only be used under the following conditions (depends on max. pressure, pipe diameter and fluid).

Type of fluid	Conditions
Fluid group 1, article 4, §1.c.i	DN $\leq 25$
Fluid group 2, article 4, §1.c.i	DN $\leq 32$ or PN*DN $\leq 1000$
Fluid group 1, article 4, §1.c.ii	DN $\leq 25$ or PN*DN $\leq 2000$
Fluid group 2, article 4, §1.c.ii	DN $\leq 200$ or PN $\leq 10$ or PN*DN $\leq 5000$

## Dimensions [mm]




## Ordering chart for Type 8323 (other versions on request)

Pressure range [bar]	Pressure max. [bar]	Bursting pressure [bar]	Power supply	Output signal	Article no.			
					Standard	Standard flush diaphragm G $\frac{1}{2}$ " B	Standard flush diaphragm G 1" B	Hygienic flush diaphragm G 1" B
0...0.10	1	2	10...30 V DC	4...20 mA	417692	-	552063	551803
0...0.16	1.5	2	10...30 V DC	4...20 mA	417693	-	552064	-
0...0.25	2	2	10...30 V DC	4...20 mA	417694	-	-	-
0...0.40	2	2	10...30 V DC	4...20 mA	417695	-	552065	551675
0...0.60	4	4	10...30 V DC	4...20 mA	417696	-	-	551676
0...1.00	5	5	10...30 V DC	4...20 mA	417697	-	552066	551677
0...1.60	10	10	10...30 V DC	4...20 mA	417698	-	-	551678
0...2.50	10	10	10...30 V DC	4...20 mA	417699	-	-	551679
0...4.00	17	17	10...30 V DC	4...20 mA	417700	-	-	-
0...6.00	35	35	10...30 V DC	4...20 mA	417701	552067	-	-
0...10.0	35	35	10...30 V DC	4...20 mA	417702	552068	-	551684
0...16.0	80	80	10...30 V DC	4...20 mA	417703	552069	-	-
0...25.0	50	250	10...30 V DC	4...20 mA	417704	-	-	-

## Ordering chart for accessories (to be ordered separately)

Description	Article no.
Weld-on socket for standard flush diaphragm, version G $\frac{1}{2}$ "	443295
Weld-on socket for standard flush diaphragm, version G 1"	444137
Weld-on socket for hygienic flush diaphragm, version G 1"	443296

## Interconnection possibilities with other Bürkert products



To find your nearest Bürkert office, click on the orange box →

[www.burkert.com](http://www.burkert.com)In case of special application conditions,  
please consult for advice.Subject to alteration.  
© Christian Bürkert GmbH & Co. KG

1803/10\_EU-en\_00891809